

WEEKLY STOCKS RECOMMENDATION

KEY MARKET STATISTICS	11/04/2025	04/04/2025	WTD Change
NGX- ASI	104,563.34	105,511.89	↓ -0.90%
Mrk Cap (N'trn)	65.71	66.15	↓ -0.67%
Volume (bn)	2.09	1.18	↑ 77.01%
Mkt Turnover (N'bn)	52.97	28.87	↑ 83.48%
Number of Deals	64,612	42,397	↑ 52.40%

KEY ECONOMIC INDICATORS	
Inflation	23.18%
MPR	27.50%
GDP (Q4-2024)	3.84%

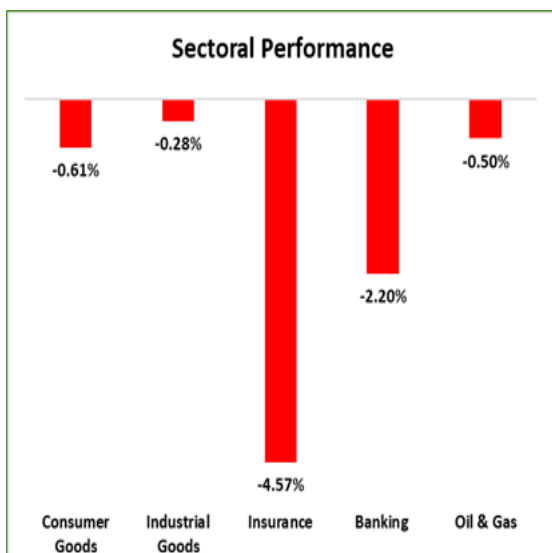
NIGERIA EQUITY MARKET

The Equity market experienced total turnover of 2.094 billion shares worth N52.967 billion in 64,612 deals was traded this week by investors on the floor of the Exchange, in contrast to a total of 1.183 billion shares valued at N28.868 billion that exchanged hands last week in 42,397 deals.

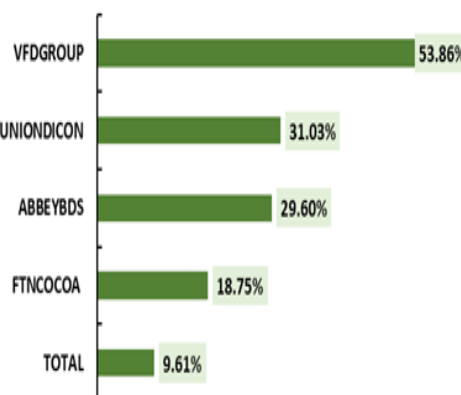
The Financial Services (measured by volume) led the activity chart with 1.539 billion shares valued at N36.353 billion traded in 36,013 deals; thus contributing 73.49% and 68.63% to the total equity turnover volume and value respectively.

The Agriculture industry followed with 98.884 million shares worth N 1.344 billion in 2,772 deals. Third place was the services Industry, with a turnover of 93.000 million shares worth N522.147 million in 3,012 deals.

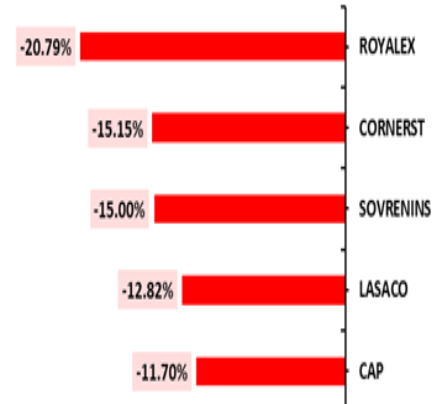
Trading in the top three equities namely Access Holdings Plc, Guaranty Trust Holding Company Plc and Zenith Bank Plc (measured by volume) accounted for 629.327 million shares worth N25.820 billion in 12,742 deals, contributing 30.06% and 48.75% to the total equity turnover volume and value respectively.



Top 5 WEEKLY GAINERS



TOP 5 WEEKLY LOSERS



WEEKLY STOCKS RECOMMENDATION

Valuation and Fundamental Metrics										
	Fundamental			Trailing/Forecast			Price History			
	NM	ROE	EPS	P/E	CP	TP	UPP	Year High	Year Low	Rating
AGRICULTURE										
OKOMUOIL	21%	4%	21.64	25.19x	545.2	627	15.0%	545.2	246.5	BUY
PRESKO	15%	4%	32.86	23.89x	785	864	10.0%	785	209	BUY
CONSTRUCTION/REAL ESTATE										
BERGER	6%	8%	1.54	0.08x	18.85	19	0.0%	23.95	12.35	HOLD
CONSUMER GOODS										
CADBURY	-24%	-36%	-8.37	-2.75x	23	9.08	-60.5%	32.25	15.25	SELL
UNILEVER	8%	4%	1.47	23.62x	34.7			40	13.45	UR
NB	-18%	-32%	-10.35	-3.09x	32			36.3	22.6	UR
NESTLE	-15%	-10%	-100.26	-10.17x	1020	1020	0.0%	1,020	795	HOLD
GUINNESS	-8%	-10%	-8.29	-9.65x	80	84	5.5%	80	49.55	HOLD
DANGSUGAR	-17%	-18%	-6.07	-5.55x	33.7			59	28.55	UR
FINANCIAL SERVICES										
UBA	28%	50%	17.77	1.99x	35.3	52	46.1%	39.95	18.9	BUY
ETI	11%	53%	14.36	1.87x	26.85	41.68	55.2%	34.7	20.45	BUY
FIDELITYBK	21%	16%	3.11	6.24x	19.4	22.31	15.0%	21.15	7.85	BUY
ACCESSCORP	37%	77%	17.42	1.30x	22.65	50.6	123.3%	28.9	15.95	BUY
FBNH	32%	35%	8.65	2.89x	25	54.0	116.0%	34	18.5	BUY
ZENITHBANK	59%	43%	21.56	2.32x	49.95	63	25.3%	52	29.7	BUY
GTCO	98%	27%	18.34	3.71x	68	114.50	68.4%	70	32.35	BUY
ICT										
MTNN	-6%	-3%	-6.53	-36.01x	235	270	15.0%	264.2	169	BUY
AIRTELAFRI	14%	11%	239.48	9.01x	2156.9	2372.59	10.0%	2,200	1,973	BUY
INDUSTRIAL GOODS										
DANGCEM	21%	6%	26.74	17.95x	480	528	10.0%	591.10	349.20	BUY
BUACEMENT	15%	2%	2.05	40.81x	83.70	55.57	-33.6%	134.00	83.70	SELL
WAPCO	13%	4%	3.17	22.52x	71.5	64	-10.1%	78.55	32.60	SELL
OIL AND GAS										
SEPLAT	12%	2%	138.21	7.75x	5,700.00	4204	-26.3%	5,738.20	2,962.20	SELL
TOTAL	2%	5%	38.03	0.00x	745.00	951	27.6%	698.00	353.60	BUY

Disclaimer

Please note that this is neither an invitation nor a recommendation and must be construed solely as statements of opinion and not statements of fact. No warranty, express or implied, as to the accuracy, timeliness, completeness, merchantability or fitness for any particular purpose of any such recommendation or information is given or made by Arthur Stevens Asset Management Ltd in any form or manner whatsoever. Each recommendation or opinion must be weighed solely as one factor in any investment or other decision made by or on behalf of any user of the information contained herein and such user must accordingly make its own study and evaluation of each strategy/security that it may consider purchasing, holding or selling and should appoint his/her own investment or financial or other advisors to assist the user in reaching any decision. Arthur Stevens Asset Management Ltd will accept no responsibility of any nature in respect of any statement, opinion, recommendation or information contained in this document.